

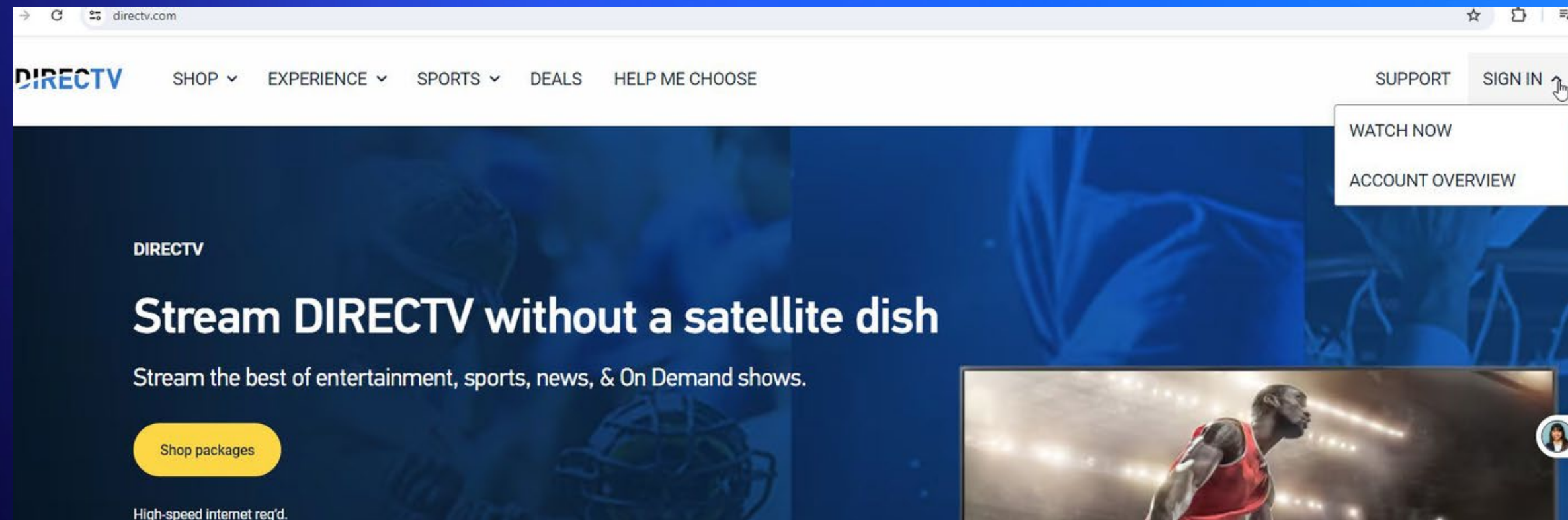


# How to Upgrade your Bulk Service

# How to Upgrade your Bulk Service

Step One: Visit [directv.com](https://directv.com) to access and sign in to your account.

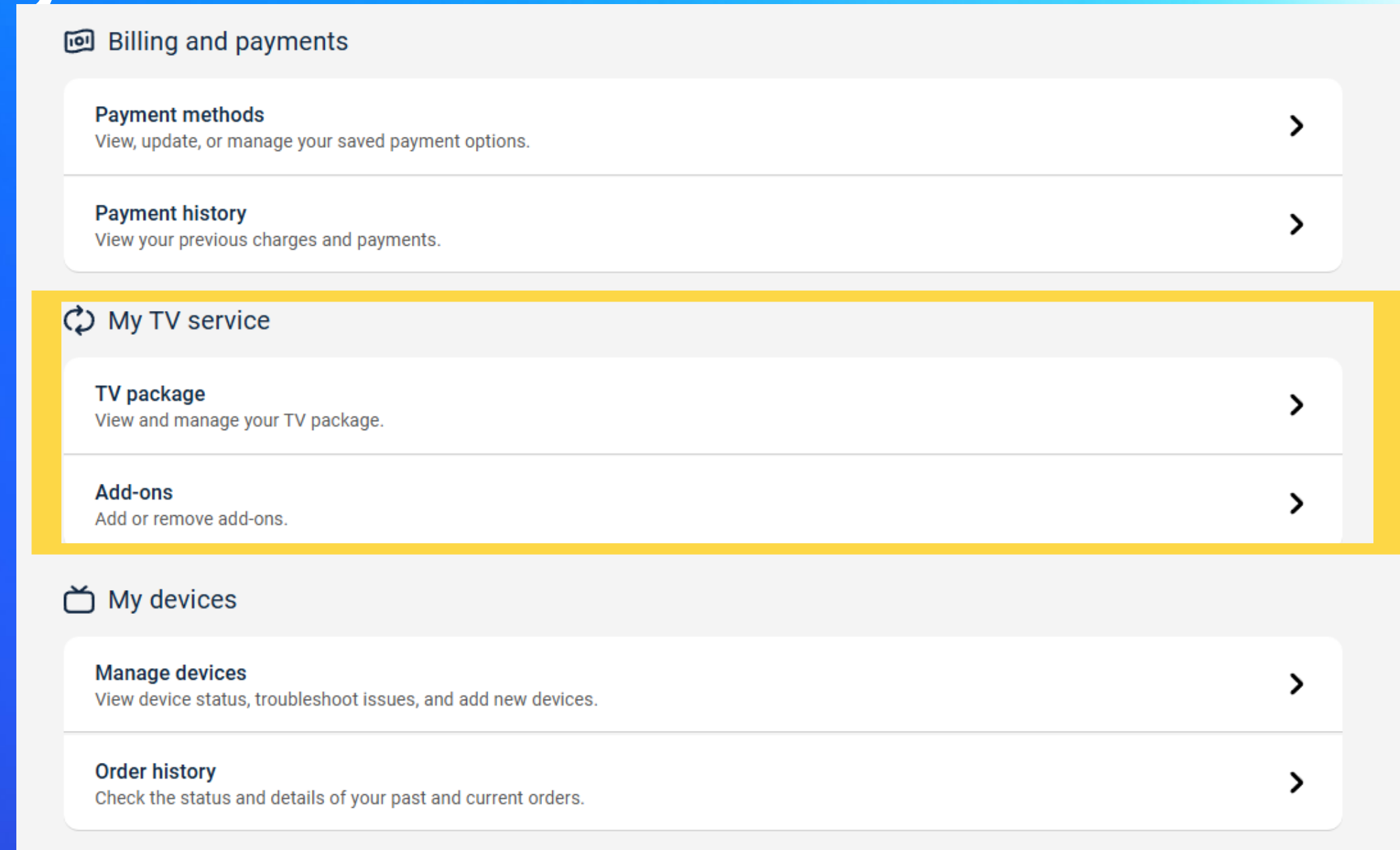
Log into your DIRECTVStream account to access  
account overview screen



# How to Upgrade your Bulk Service

Step Two:

From the Account Overview  
screen, go to manage my  
package



\*Prepare to have payment information  
ready

**DIRECTV**  
FOR MULTIFAMILY



# How to Upgrade your Bulk Service

Step Three:

Compare packages & pick  
your upgrade option

The screenshot displays the 'MY PACKAGE' section for 'ENTERTAINMENT' at \$0/mo + tax & fees. It lists included channels (CW, ESPN, HGTV, TBS) and features like 20 Hours of Cloud DVR and 20 In-Home Streams. A 'Shop add-ons' button is present. Below this, a section titled 'Available packages' shows three upgrade options: 'Choice Upgrade' (\$32/mo), 'Ultimate Upgrade' (\$48/mo), and 'Premier Upgrade' (\$95/mo). Each package card lists included channels, features, and a 'Switch' button. A small disclaimer at the top of the packages section states: 'Data connection req'd. Recordings expire after 9 months. In a series recording, max 30 episodes stored with unlimited hours of cloud DVR and max 10 episodes stored with 20 hours of cloud DVR (oldest deleted first which may be in less than 9 months). Restr's apply'.

**MY PACKAGE**  
**ENTERTAINMENT**  
\$0/mo + tax & fees  
CW ESPN HGTV TBS See all  
✓ 20 Hours of Cloud DVR  
✓ 20 In-Home Streams [See details](#)  
[See discounts and promos](#)

**MY ADD-ONS**  
You're missing out on the good stuff. Try an Add-on for some new entertainment.  
[Shop add-ons](#)

Data connection req'd. Recordings expire after 9 months. In a series recording, max 30 episodes stored with unlimited hours of cloud DVR and max 10 episodes stored with 20 hours of cloud DVR (oldest deleted first which may be in less than 9 months). Restr's apply

**Available packages** [Compare packages](#)

**Choice Upgrade**  
SCI FX Y2K OWN See all  
✓ Includes NFL RedZone from NFL Network, Outdoor Channel, MLB Strike Zone, Next Level Sports and in-market regional sports networks.  
✓ Includes movies, Regional Sports Networks, national sports networks, music, and family programming.  
\$32/mo+ tax & fees [Switch](#)

**Ultimate Upgrade**  
See all  
✓ Includes NFL RedZone from NFL Network, Outdoor Channel, MLB Strike Zone, Next Level Sports and in-market regional sports networks.  
✓ Includes SundanceTV, commercial-free movie channels, and STARZ ENCORE channels.  
\$48/mo+ tax & fees [Switch](#)

**Premier Upgrade**  
max STARZ See all  
✓ Includes NFL RedZone from NFL Network, Outdoor Channel, MLB Strike Zone, Next Level Sports and in-market regional sports networks.  
✓ Includes HBO, STARZ, SHOWTIME, CINEMAX, and Hallmark Movies & Mysteries\*, HBO Max at no extra cost!  
\$95/mo+ tax & fees [Switch](#)

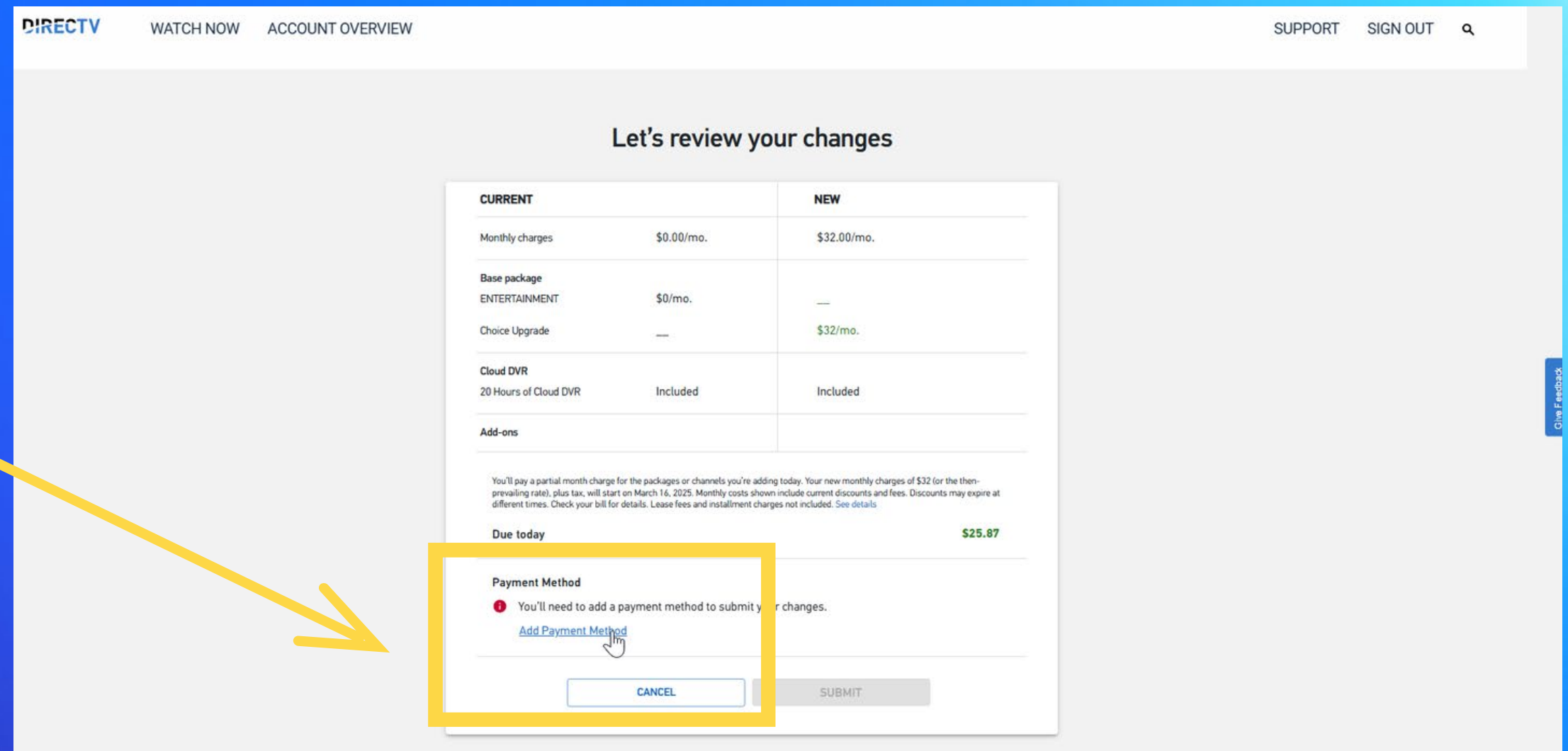
\*Prepare to have payment information  
ready

**DIRECTV**  
FOR MULTIFAMILY

# How to Upgrade your Bulk Service

Step Four:

You will need to add payment method



**DIRECTV** WATCH NOW ACCOUNT OVERVIEW SUPPORT SIGN OUT

### Let's review your changes

CURRENT		NEW
Monthly charges	\$0.00/mo.	\$32.00/mo.
Base package		
ENTERTAINMENT	\$0/mo.	—
Choice Upgrade	—	\$32/mo.
Cloud DVR		
20 Hours of Cloud DVR	Included	Included
Add-ons		

You'll pay a partial month charge for the packages or channels you're adding today. Your new monthly charges of \$32 (or the then-prevailing rate), plus tax, will start on March 16, 2025. Monthly costs shown include current discounts and fees. Discounts may expire at different times. Check your bill for details. Lease fees and installment charges not included. See details.

**Due today** **\$25.87**

**Payment Method**

You'll need to add a payment method to submit your changes.

[Add Payment Method](#)

CANCEL SUBMIT

# How to Upgrade your Bulk Service

Step Five:

Once you have entered your payment information & click update, your service & account will update

The image displays two sequential screenshots of a web application's 'Update payment method' dialog box. The left screenshot shows the initial selection screen with two radio button options: 'Credit card' and 'PayPal'. The 'Credit card' option is selected. Below the options are 'CANCEL' and 'UPDATE' buttons. The right screenshot shows the form after selecting 'Credit card'. It includes fields for 'Card #', 'Exp Date', and 'CVV \*' (with a help icon). Below these are 'Name on card' and 'Billing Address' fields. At the bottom, there are 'City', 'State' (a dropdown menu), and 'ZIP Code' fields. The 'PayPal' option is also visible at the bottom left. 'CANCEL' and 'UPDATE' buttons are at the bottom right. A mouse cursor is visible over the 'UPDATE' button in both screenshots.